

TICK SURVIVAL KIT

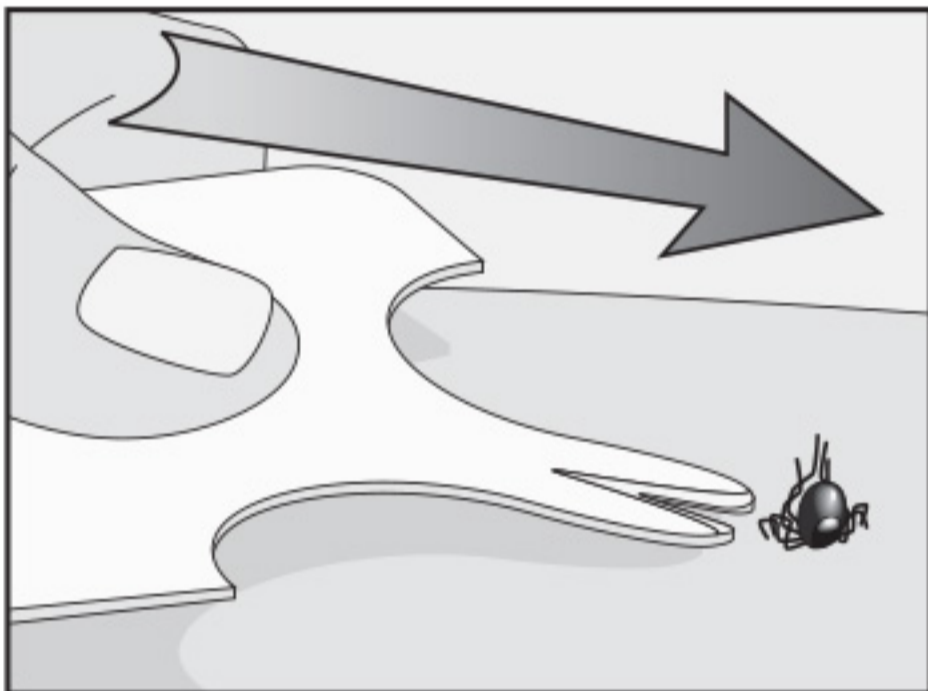
REPEL, REMOVE AND TREAT TICK BITES

Developed in conjunction with scientists and doctors specialising in insect-borne disease, the Lifesytems Tick Remover Card enables ticks to be removed safely, quickly and without force.

IMPORTANT!

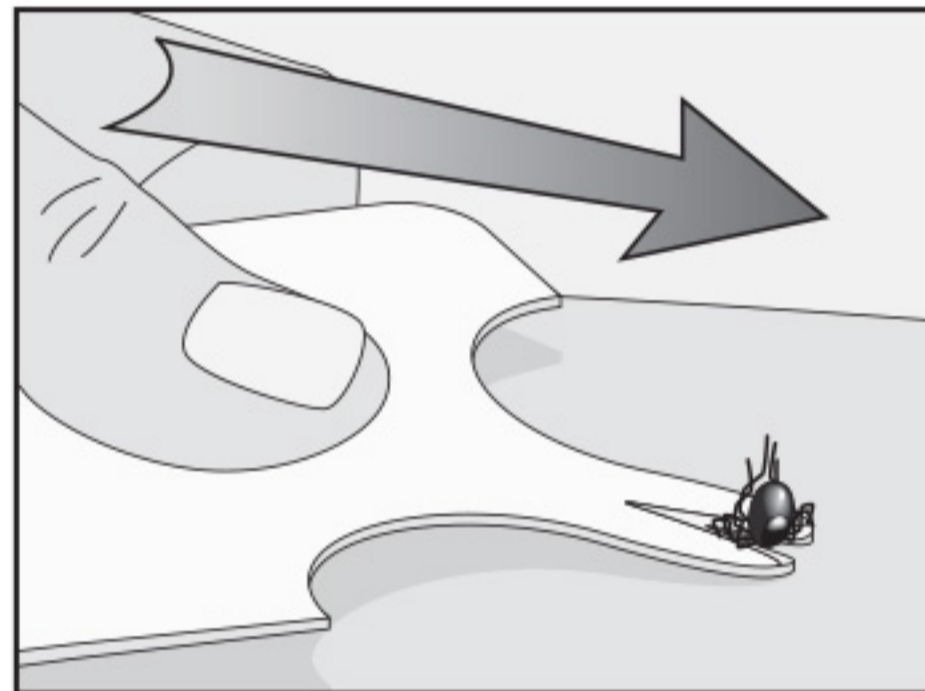
- Remove ticks as soon as possible.
- Do not squeeze, twist or burn a tick.
- Do not use petroleum jelly, oil or any other chemical products to remove ticks.
- Stressing a tick greatly increases the risk of it injecting harmful agents into the bloodstream of its host.

INSTRUCTIONS FOR USE




- 1.** Slip the notch of the Tick Remover Card under the tick.

NOTE: For smaller ticks or ticks that are not yet fully engorged, use the smaller notch in the Tick Remover Card.



- 2.** Slowly push the card forwards and upwards with gentle and even pressure.

NOTE: Do not apply excessive force as this may stress the tick, causing the head to remain in the skin.



- 3.** Allow the tick to let go and lift away from the skin with ease.

NOTE: Disinfect the bite area and the Tick Remover Card after removal using hygienic cleansing wipes.

TICK-BORNE DISEASE

A small red itchy patch is a normal body-reaction to a tick bite but symptoms can be much more severe. Serious tick-borne diseases include Lyme disease (*Lyme borreliosis*) which is increasingly common throughout Europe and America.

SYMPTOMS

Symptom patterns vary from person to person. Symptoms start on average 7-10 days after the bite and can include flu-like symptoms, extreme tiredness, headache, muscle pain, tender glands and sensitivity to temperature, sound and light. In some cases you may see a roughly circular red rash, without itching or pain, that slowly spreads outwards. It may be clear in the middle and is often called a bull's eye rash.

Seek medical advice promptly if you are concerned or experience any of the above symptoms after a bite.