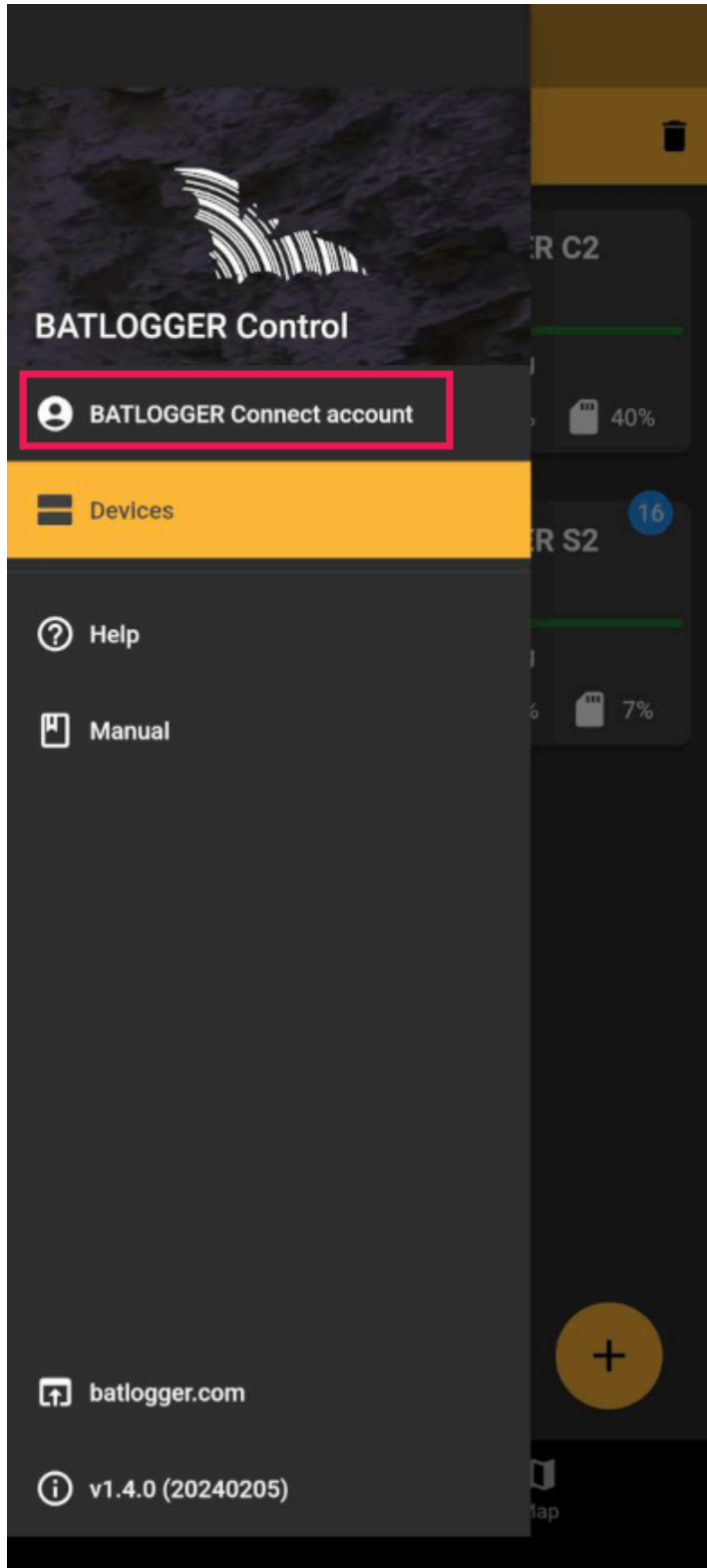


To have a better overview, you can add your devices to your Batlogger Connect account.

Create BL Connect Account

Go to BATLOGGER Connect account tab:



Login to your existing Batlogger connect Account or sign up for a new one:

×

Log in

Log in to your BATLOGGER Connect account

Please enter your BATLOGGER Connect account credentials below and press Log in.

Email

Password

Log in

Forgot password?

Help

Sign up to BATLOGGER Connect

If you do not want to use remote monitoring features, you can optionally use the app without BATLOGGER Connect cloud services.

[Use the app without BATLOGGER Connect](#)

To sign up to Batlogger Connect, you must have a Batlogger C2 or S2 already added in your app.

Add one to your App:



BL Control - Devices



No devices have been
connected yet

Turn on your BATLOGGER
device(s) and press "Add" to
connect to it.

Add a device

Have a BL Connect account already? [Log in](#)

Sign up with your email address:

×

Sign up to BATLOGGER Connect

Create a new BATLOGGER Connect account.

Enter your email address below to sign up.

Email

your@email.com

☒

I agree to all terms

Abort

Verify email address

Wait for verification code.

ⓘ Attention

Don't close the app completely when checking for your verification code

×

Sign up to BATLOGGER Connect

An email verification code was sent to "your@email.com" . Please enter the code below. It may take a few minutes for the email to be received. Check your spam folder if no email was received.

#

Verification code

3012

4/4

Choose a new password

Password

.....

👁

Repeat password

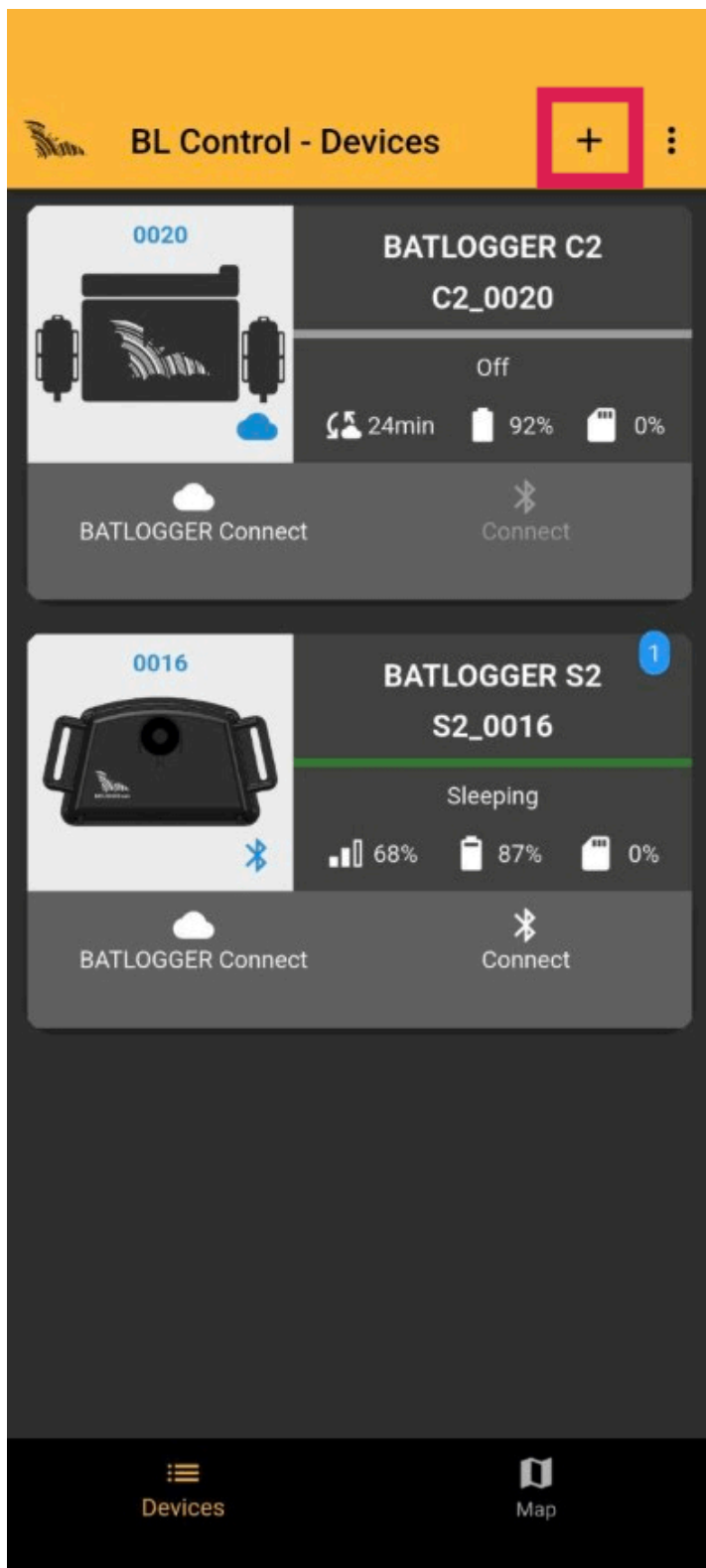
.....

<

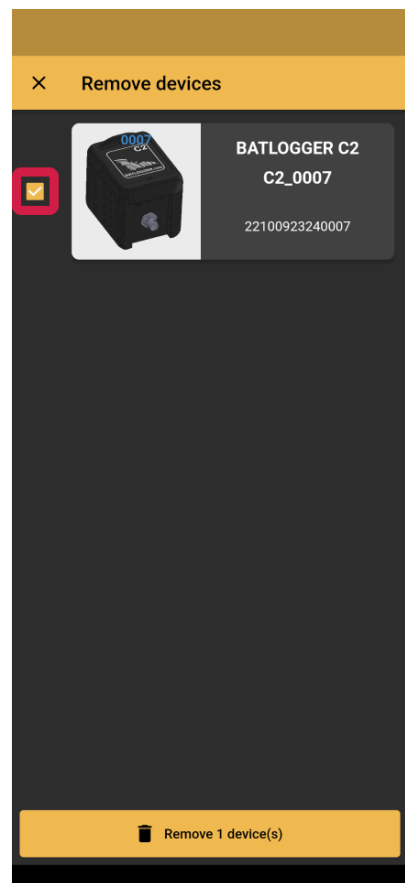
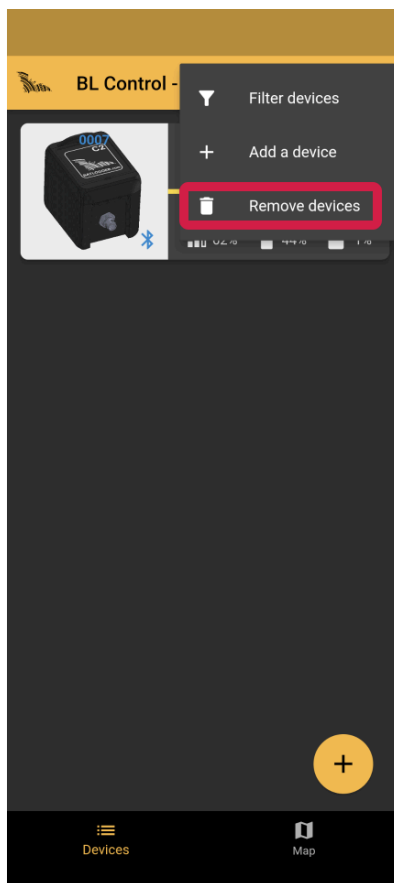
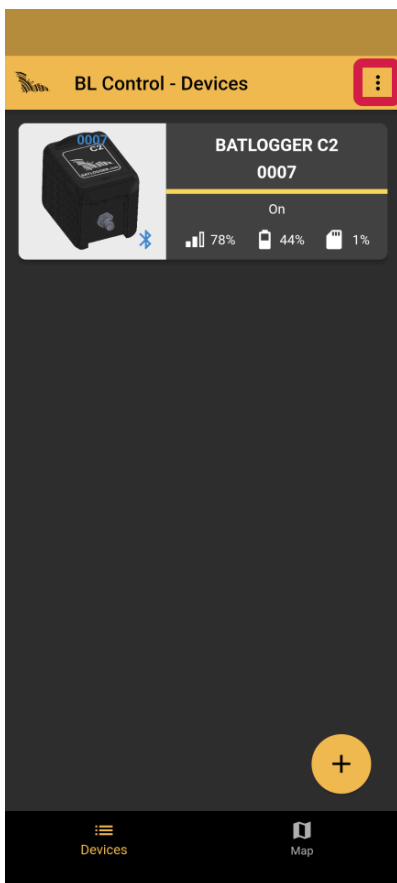
Sign up

Adding a BATLOGGER to your BL Connect Account

Every BATLOGGER that you add when you are logged in to your Account is automatically added. Add a device by clicking on the + icon and select the device you want to add.



Deleting a BATLOGGER from your BL Connect Account



Click on the 3 dots to open the menu, choose remove devices, tick the ones you want to remove and click on remove (1) devices.

The device will be unassigned from your BL Connect account. All the cloud data associated with the device will be deleted.

Warning

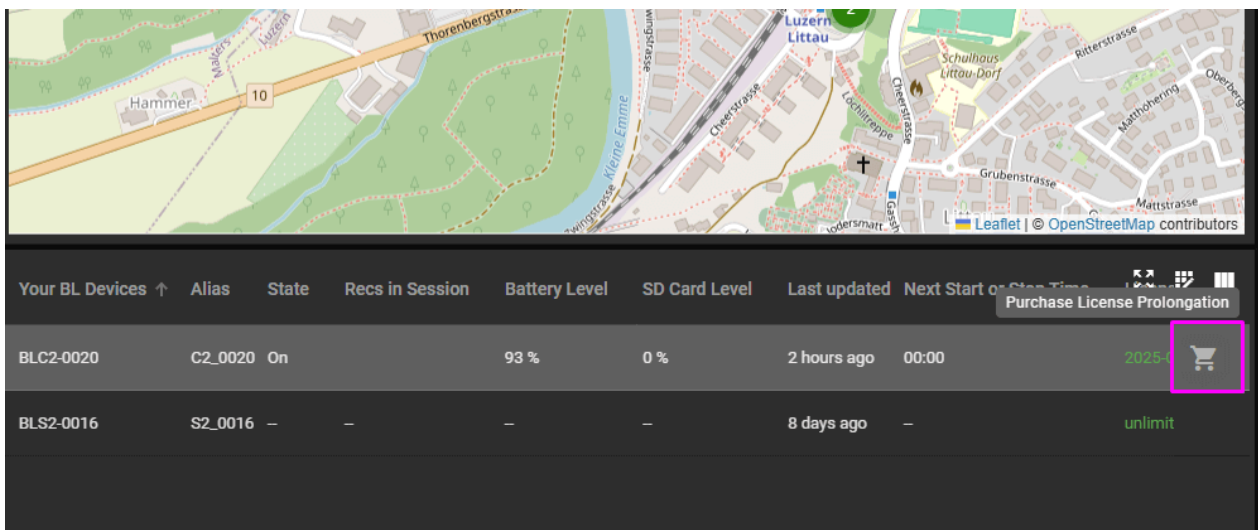
If you work as a team. The device will be removed for all team members.

Login to Batlogger Connect in a Browser

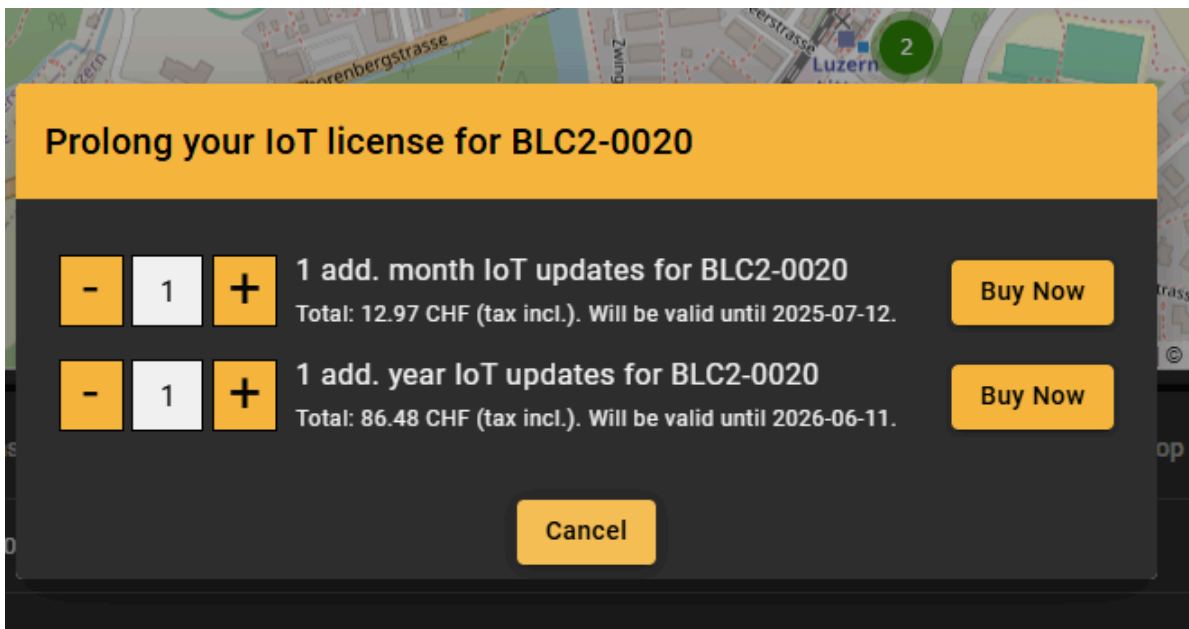
Open any browser and go to: <https://my.batlogger.com>

Buy a License for IoT Status Update

Open Batlogger Connect in your browser or app and find the device you want to get an license for



Click the cart button to start the purchasing process. Choose if you want to add a license for 1 month, multiple months (max 6months, because a year is cheaper than 7 months) or a year. And click buy now:



Fill in your data and don't forget to include your VAT number if necessary.

← | Return to Elekon AG

CHF 38.92 inc. VAT



IoT status

IoT status – 1 month

CHF 38.92

– 3 +

Subtotal	CHF 36.00
VAT	CHF 2.92
Total	CHF 38.92



Card




PayPal

Email address

buy@license.com

Card number

XXXX XXXX XXXX XXXX



Expiration date

MM / YY

Security code

CVV



Name on card

Country

Switzerland

We collect this information to prevent fraud and secure your payment.

Add VAT number

+

Add discount code

+

Pay CHF 38.92

This order process is conducted by our online reseller & Merchant of Record, Paddle.com, who also handles order-related inquiries and returns. Your data will be shared with Elekon AG for product fulfilment. Paddle.com Market Ltd, Judd House, 18-29 Mora Street, London EC1V 8BT

[paddle](#) [Terms & Conditions](#) | [Privacy Policy](#)

If your VAT number is not accepted, please check the VAT number format here:
<https://www.paddle.com/help/sell/tax/what-format-should-i-use-for-my-vat-id>